

Set Up Your Fundraising Page

1

Click the link that corresponds with your travel date:

- Traveling in 2025? Click [Here!](#)
- Traveling in 2026? Click [Here!](#)

2

Click "Become a Fundraiser"




3

Search for and select your team from the list.

Join a team

Please search by Team Captain or the Team name to find a team to join.

Team

-  **Gallacher/An Team**
Emily Eubanks
0% raised 1 members
-  **Inglesby Team**
Ana Villagran
0% raised 2 members
-  **Mann Team**
Emily Eubanks
0% raised 1 members

4

GoFundMe Login

- Returning Fundraisers-Log In to your GoFundMe account
- First-time fundraisers- Create an account

5


Create Your Page

- Fundraising goal
- Page headline- you can add a custom message or your team and name.
- Short URL (optional)- add your name and team # to your URL to make it easier to share.
- Fill the checkbox If you would like to be added to our eNews mailing list (optional).

6

Set your profile photo or keep the default.

Choose your photo



CHANGE CONTINUE

7

Your Page is Ready to Share!

Copy and paste the page's URL into an email, social media post or text to share with family and friends.

Fundraising for Faith In Practice x +

← → 🔍 <https://donate.faithinpractice.org/fundraiser/2851729>

Faith In Practice

MANAGE Go to...

Just so you know...
Get fundraising tips. Thank your donors.
Update your friends & family on your fundraising progress.
OK, COOL

Fundraiser

Share f t e

\$0 Raised

\$1,000

8

Manage

Click the Manage button to check your donations, edit your photo, story or headline.

*Note: the Manage button only appears after you have logged in to your Classy account.