

# Set Up Your Fundraising Page

1

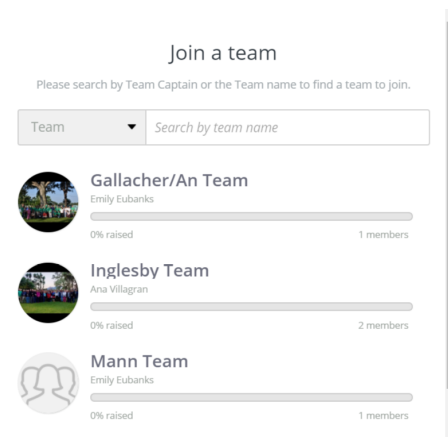
Visit: [donate.faithinpractice.org/STM20-21](https://donate.faithinpractice.org/STM20-21)

2

Click "Become a Fundraiser"

3

Search for and select your team from the list.



4

Classy Login

- Returning Fundraisers-Log In to your Classy account
- First-time fundraisers- Create an account

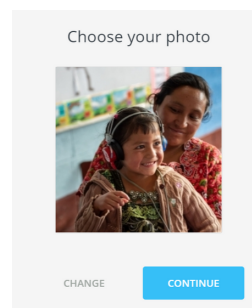
5

Create Your Page

- Fundraising goal
- Page headline- you can add a custom message or your team and name.
- Short URL (optional)- add your name and team # to your URL to make it easier to share.
- Fill the checkbox If you would like to be added to our eNews mailing list (optional).

6

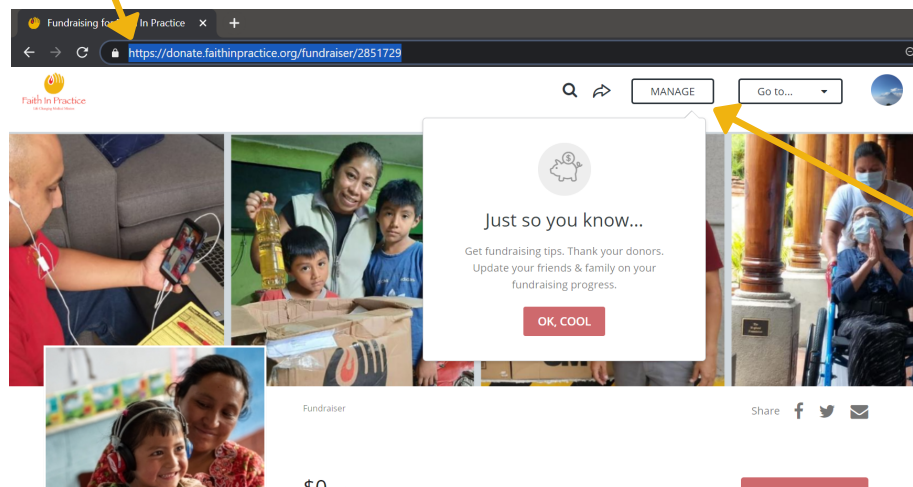
Set your profile photo or keep the default.



7

Your Page is Ready to Share!

Copy and paste the page's URL into an email, social media post or text to share with family and friends.



8

Manage

Click the Manage button to check your donations, edit your photo, story or headline.

\*Note: the Manage button only appears after you have logged in to your Classy account.